

Institution: West Virginia University at Parkersburg (237686) User ID: P2376861

Completions Overview

Welcome to the IPEDS Completions survey component. The Completions component is one of several IPEDS components that is conducted during the Fall data collection period. It collects the number of degrees and certificates awarded by field of study, level of award, race/ethnicity, and gender. The reporting period for the Completions component is during the 12-month time period beginning July 1 of the previous calendar year and ending June 30 of the current calendar year; therefore, for this year's Completions component, the reporting period is between July 1, 2015 and June 30, 2016. The Completions component is also collecting the number of students (e.g., completers) who earned awards between July 1, 2015 and June 30, 2016.

Completions Common Errors

Some common completions component errors include the following:

- Including award levels on your current year Completions that were not reported on your previous year's (PY) Institutional Characteristics (IC). [Award levels in the PY IC component cannot be changed; therefore, contact the IPEDS Help Desk at 1-877-225-2568 if you need assistance.]
- Forgetting to select CIP codes for new programs of study that are offered by the institution, but do not have completions for the reporting period.
- Forgetting to enter in zero in at least one of the cells for CIP codes that do not have completions.

Recent Changes

- The following question on **distance education** has been added to the bottom of each individual "CIP Data" screen:
"Is this program offered as a distance education program?"
- The following two screens, which collect data specifically on students were added to this component, beginning in the 2013-14 survey year:
 - **"All Completers"** - Collects the number of students who earned an award between July 1, 2015 and June 30, 2016 by gender and race/ethnicity. (The intent of this screen is to collect an **unduplicated count** of total numbers of completers.)
 - **"Completers by Level"** - Collects the number of students who earned an award between July 1, 2015 and June 30, 2016 by award level and 1) by gender; 2) by race/ethnicity; and 3) by age.
- The definition for Post-baccalaureate Certificate has changed slightly for the 2016-17 collection. The new definition is as follows: **An award that requires completion of an organized program of study beyond the bachelor's. It is designed for persons who have completed a baccalaureate degree, but does not meet the requirements of a master's degree.**

NOTE: Even though Teacher Preparation certificate programs may require a bachelor's degree for admission, they are considered sub-baccalaureate undergraduate programs, and students in these programs are undergraduate students.

General Information

CIP Codes:

The [CIP 2010 Website](#) includes a list of new CIP codes, a list of deleted CIP codes, a list of moved CIP Codes, and an online crosswalk of the 2000 CIP and 2010 CIP.

The Resources Page of the CIP 2010 website contains many valuable resources including:

- CIP 2010 Manual and copies of previous editions of the CIP Manual
- Crosswalk between the 2000 CIP codes and the 2010 CIP codes in Excel format

Keep in mind that some information provided by institutions on the Completions component appear in the [College Navigator](#), which is a major tool used by consumers searching for information about postsecondary education. It is therefore vitally important that you include accurate information about your institution.

Survey materials can be downloaded using the following link: [Survey Materials](#).

The prior year revision system can be accessed using the following link: [Prior Year Revision System](#)

Completions CIP Data

CIPCODE	Award Level	Major	Gender	Non Resident Alien	Hispanic / Latino	American Indian or Alaska Native	Asian	Black or African American	Native Hawaiian or Other Pacific Islander	White	Two or more Races	Race/ ethnicity unknown	Total	distance education program
01.0000 Agriculture, General	2 - Awards of at least 1 but less than 2 academic years	1	Men	0	0	0	0	0	0	0	0	0	0	
			Women	0	0	0	0	0	0	3	0	0	3	
			Total	0	0	0	0	0	0	3	0	0	3	No
01.0000 Agriculture, General	3 - Associate's degree	1	Men	0	0	0	0	0	0	0	0	0	0	
			Women	0	0	0	0	0	0	3	0	0	3	
			Total	0	0	0	0	0	0	3	0	0	3	No
09.0401 Journalism	3 - Associate's degree	1	Men	0	0	0	0	0	0	3	0	0	3	
			Women	0	0	0	0	0	0	5	1	0	6	
			Total	0	0	0	0	0	0	8	1	0	9	No
10.0304 Animation, Interactive Technology, Video Graphics and Special Effects	2 - Awards of at least 1 but less than 2 academic years	1	Men	0	0	0	0	0	0	0	0	0	0	
			Women	0	0	0	0	0	0	0	0	0	0	
			Total	0	0	0	0	0	0	0	0	0	0	No
10.0304 Animation, Interactive Technology, Video Graphics and Special Effects	3 - Associate's degree	1	Men	0	0	0	0	0	0	5	0	0	5	
			Women	0	0	0	0	0	0	1	0	0	1	
			Total	0	0	0	0	0	0	6	0	0	6	No
11.0103 Information Technology	3 - Associate's degree	1	Men	0	0	1	0	0	0	16	0	0	17	
			Women	0	0	0	0	0	0	0	0	0	0	
			Total	0	0	1	0	0	0	16	0	0	17	No
11.0701 Computer Science	3 - Associate's degree	1	Men	0	0	0	0	0	0	1	1	0	2	
			Women	0	0	0	0	0	0	0	0	0	0	
			Total	0	0	0	0	0	0	1	1	0	2	No
12.0500 Cooking and Related Culinary Arts, General	3 - Associate's degree	1	Men	0	0	0	0	0	0	0	0	0	0	
			Women	0	0	0	0	0	0	2	0	0	2	
			Total	0	0	0	0	0	0	2	0	0	2	No
13.1202 Elementary Education and Teaching	5 - Bachelor's degree	1	Men	0	0	0	0	0	0	5	0	0	5	
			Women	0	0	0	0	0	0	41	0	0	41	
			Total	0	0	0	0	0	0	46	0	0	46	No
13.1501 Teacher Assistant/Aide	2 - Awards of at least 1 but less than 2 academic years	1	Men	0	0	0	0	0	0	2	0	0	2	
			Women	0	0	0	0	0	0	16	0	0	16	
			Total	0	0	0	0	0	0	18	0	0	18	No
13.1501 Teacher Assistant/Aide	3 - Associate's degree	1	Men	0	0	0	0	0	0	0	0	0	0	
			Women	0	0	0	0	0	0	0	0	0	0	
			Total	0	0	0	0	0	0	0	0	0	0	No
15.0399 Electrical and Electronic Engineering Technologies/Technicians, Other	2 - Awards of at least 1 but less than 2 academic years	1	Men	0	0	0	0	0	0	3	0	0	3	
			Women	0	0	0	0	0	0	0	0	0	0	
			Total	0	0	0	0	0	0	3	0	0	3	No
15.0499			Men	0	0	0	0	0	0	14	0	1	15	

CIPCODE	Award Level	Major	Gender	Non Resident Alien	Hispanic / Latino	American Indian or Alaska Native	Asian	Black or African American	Native Hawaiian or Other Pacific Islander	White	Two or more Races	Race/ ethnicity unknown	Total	distance education program
41.9999 Science Technologies/Technicians, Other	3 - Associate's degree	1	Men	0	0	0	0	0	0	1	0	0	1	
			Women	0	0	0	0	0	0	0	0	0	0	
			Total	0	0	0	0	0	0	1	0	0	1	No
43.0104 Criminal Justice/Safety Studies	2 - Awards of at least 1 but less than 2 academic years	1	Men	0	0	0	0	0	0	0	0	0	0	
			Women	0	0	0	0	0	0	0	0	0	0	
			Total	0	0	0	0	0	0	0	0	0	0	No
43.0104 Criminal Justice/Safety Studies	3 - Associate's degree	1	Men	0	0	0	0	0	0	11	0	0	11	
			Women	0	0	0	0	0	0	15	0	0	15	
			Total	0	0	0	0	0	0	26	0	0	26	No
43.0107 Criminal Justice/Police Science	2 - Awards of at least 1 but less than 2 academic years	1	Men	0	0	0	0	0	0	7	0	0	7	
			Women	0	0	0	0	0	0	11	0	0	11	
			Total	0	0	0	0	0	0	18	0	0	18	No
46.0399 Electrical and Power Transmission Installers, Other	2 - Awards of at least 1 but less than 2 academic years	1	Men	0	0	0	0	0	0	6	0	0	6	
			Women	0	0	0	0	0	0	0	0	0	0	
			Total	0	0	0	0	0	0	6	0	0	6	No
47.0000 Mechanics and Repairers, General	3 - Associate's degree	1	Men	0	0	0	0	0	0	11	0	0	11	
			Women	0	0	0	0	0	0	0	0	0	0	
			Total	0	0	0	0	0	0	11	0	0	11	No
47.0201 Heating, Air Conditioning, Ventilation and Refrigeration Technology/Technician	2 - Awards of at least 1 but less than 2 academic years	1	Men	0	0	0	0	0	0	10	0	0	10	
			Women	0	0	0	0	0	0	0	0	0	0	
			Total	0	0	0	0	0	0	10	0	0	10	No
48.0501 Machine Tool Technology/Machinist	3 - Associate's degree	1	Men	0	0	0	0	0	0	0	0	0	0	
			Women	0	0	0	0	0	0	0	0	0	0	
			Total	0	0	0	0	0	0	0	0	0	0	No
48.0503 Machine Shop Technology/Assistant	2 - Awards of at least 1 but less than 2 academic years	1	Men	0	0	0	0	0	0	10	0	1	11	
			Women	0	0	0	0	0	0	0	0	0	0	
			Total	0	0	0	0	0	0	10	0	1	11	No
48.0503 Machine Shop Technology/Assistant	3 - Associate's degree	1	Men	0	0	0	0	0	0	0	0	0	0	
			Women	0	0	0	0	0	0	0	0	0	0	
			Total	0	0	0	0	0	0	0	0	0	0	No
48.0508 Welding Technology/Welder	2 - Awards of at least 1 but less than 2 academic years	1	Men	0	0	0	0	0	0	8	0	0	8	
			Women	0	0	0	0	0	0	1	0	0	1	
			Total	0	0	0	0	0	0	9	0	0	9	No
48.0508 Welding Technology/Welder	3 - Associate's degree	1	Men	0	0	0	0	0	0	16	1	4	21	
			Women	0	0	0	0	0	0	1	0	0	1	
			Total	0	0	0	0	0	0	17	1	4	22	No

CIPCODE	Award Level	Major	Gender	Non Resident Alien	Hispanic / Latino	American Indian or Alaska Native	Asian	Black or African American	Native Hawaiian or Other Pacific Islander	White	Two or more Races	Race/ ethnicity unknown	Total	distance education program
48.0599 Precision Metal Working, Other	2 - Awards of at least 1 but less than 2 academic years	1	Men	0	0	0	0	0	0	0	0	0	0	
			Women	0	0	0	0	0	0	0	0	0	0	
			Total	0	0	0	0	0	0	0	0	0	0	No
48.0599 Precision Metal Working, Other	3 - Associate's degree	1	Men	0	0	0	0	0	0	0	0	0	0	
			Women	0	0	0	0	0	0	0	0	0	0	
			Total	0	0	0	0	0	0	0	0	0	0	No
51.0000 Health Services/Allied Health/Health Sciences, General	2 - Awards of at least 1 but less than 2 academic years	1	Men	0	0	0	0	0	0	0	0	0	0	
			Women	0	0	0	0	0	0	5	0	0	5	
			Total	0	0	0	0	0	0	5	0	0	5	No
51.0805 Pharmacy Technician/Assistant	2 - Awards of at least 1 but less than 2 academic years	1	Men	0	0	0	0	0	0	0	0	0	0	
			Women	0	0	0	0	0	0	0	0	0	0	
			Total	0	0	0	0	0	0	0	0	0	0	No
51.0904 Emergency Medical Technology/Technician (EMT Paramedic)	2 - Awards of at least 1 but less than 2 academic years	1	Men	0	0	0	0	0	0	0	0	0	0	
			Women	0	0	0	0	0	0	0	0	0	0	
			Total	0	0	0	0	0	0	0	0	0	0	No
51.0909 Surgical Technology/Technologist	3 - Associate's degree	1	Men	0	0	0	0	0	0	0	0	0	0	
			Women	0	0	0	0	0	0	2	0	0	2	
			Total	0	0	0	0	0	0	2	0	0	2	No
51.3801 Registered Nursing/Registered Nurse	3 - Associate's degree	1	Men	0	0	0	0	0	0	3	0	0	3	
			Women	0	0	0	0	1	0	29	0	1	31	
			Total	0	0	0	0	1	0	32	0	1	34	No
51.3801 Registered Nursing/Registered Nurse	5 - Bachelor's degree	1	Men	0	0	0	0	0	0	0	0	0	0	
			Women	0	0	0	0	0	0	5	0	0	5	
			Total	0	0	0	0	0	0	5	0	0	5	Yes
52.0101 Business/Commerce, General	2 - Awards of at least 1 but less than 2 academic years	1	Men	0	0	0	0	0	0	1	0	0	1	
			Women	0	0	0	0	0	0	4	0	0	4	
			Total	0	0	0	0	0	0	5	0	0	5	No
52.0101 Business/Commerce, General	3 - Associate's degree	1	Men	0	0	0	0	0	0	12	0	0	12	
			Women	0	0	0	0	2	0	28	0	0	30	
			Total	0	0	0	0	2	0	40	0	0	42	No
52.0201 Business Administration and Management, General	2 - Awards of at least 1 but less than 2 academic years	1	Men	0	0	0	0	0	0	1	0	0	1	
			Women	0	0	0	0	1	0	6	0	0	7	
			Total	0	0	0	0	1	0	7	0	0	8	No
52.0201 Business Administration and Management, General	3 - Associate's degree	1	Men	0	0	0	0	0	0	3	0	0	3	
			Women	0	0	0	1	0	0	14	0	0	15	
			Total	0	0	0	1	0	0	17	0	0	18	No
52.0201		1	Men	0	0	0	0	0	3	1	0	4		

CIPCODE	Award Level	Major	Gender	Non Resident Alien	Hispanic / Latino	American Indian or Alaska Native	Asian	Black or African American	Native Hawaiian or Other Pacific Islander	White	Two or more Races	Race/ ethnicity unknown	Total	distance education program
Business Administration and Management, General	5 - Bachelor's degree		Women	0	0	0	0	0	0	18	0	0	18	
			Total	0	0	0	0	0	0	21	1	0	22	No
52.0302 Accounting Technology/Technician and Bookkeeping	2 - Awards of at least 1 but less than 2 academic years	1	Men	0	0	0	0	0	0	2	0	0	2	
			Women	0	0	0	0	0	0	11	0	0	11	
			Total	0	0	0	0	0	0	13	0	0	13	No
52.0402 Executive Assistant/Executive Secretary	2 - Awards of at least 1 but less than 2 academic years	1	Men	0	0	0	0	0	0	0	0	0	0	
			Women	0	0	0	0	0	0	0	0	0	0	
			Total	0	0	0	0	0	0	0	0	0	0	0
52.0402 Executive Assistant/Executive Secretary	3 - Associate's degree	1	Men	0	0	0	0	0	0	2	0	0	2	
			Women	0	0	0	0	0	0	9	0	0	9	
			Total	0	0	0	0	0	0	11	0	0	11	Yes
52.0407 Business/Office Automation/Technology/Data Entry	2 - Awards of at least 1 but less than 2 academic years	1	Men	0	0	0	0	0	0	1	0	0	1	
			Women	0	0	0	0	0	0	3	0	0	3	
			Total	0	0	0	0	0	0	4	0	0	4	No
52.1002 Labor and Industrial Relations	2 - Awards of at least 1 but less than 2 academic years	1	Men	0	0	0	0	0	0	0	0	0	0	
			Women	0	0	0	0	0	0	0	0	0	0	
			Total	0	0	0	0	0	0	0	0	0	0	0
52.1003 Organizational Behavior Studies	2 - Awards of at least 1 but less than 2 academic years	1	Men	0	0	0	0	0	0	1	0	0	1	
			Women	0	0	0	0	0	0	0	0	0	0	
			Total	0	0	0	0	0	0	1	0	0	1	No

Completions: total by first major

99.0000 Summary Grand Totals	Award Level	Nonresident alien	Hispanic Latino	American Indian or Alaska Native	Asian	Black or African American	Native Hawaiian or Other Pacific Islander	White	Two or more Races	Race/ethnicity unknown	Total	PY Total
Awards of at least 1 but less than 2 academic years	2											
Men		0	0	0	2	0	0	88	1	2	93	52
Women		0	0	0	0	1	0	76	0	0	77	51
Total		0	0	0	2	1	0	164	1	2	170	103
Associate's degree	3											
Men		0	0	1	2	0	0	138	4	5	150	148
Women		0	0	0	2	4	0	219	4	1	230	266
Total		0	0	1	4	4	0	357	8	6	380	414
Bachelor's degree	5											
Men		0	0	0	1	2	0	67	5	0	75	96
Women		0	0	0	0	2	0	167	1	0	170	165
Total		0	0	0	1	4	0	234	6	0	245	261

Grand Total Men		0	0	1	5	2	0	293	10	7	318	296
Grand Total Women		0	0	0	2	7	0	462	5	1	477	482
Grand Total		0	0	1	7	9	0	755	15	8	795	778

PY Grand Total Men		0	2	0	0	3	0	278	13	0		296
PY Grand Total Women		0	4	0	0	7	0	461	9	1		482
PY Grand Total		0	6	0	0	10	0	739	22	1		778

All Completers

Institutions must report the following information. (Some data will be pre-populated from the completions by CIP code data.)

All Completers

Number of students by gender and race and ethnicity earning an award between July 1, 2015 and June 30, 2016. Count each student only once, regardless of how many awards he/she earned. The intent of this screen is to collect an unduplicated count of total numbers of *completers*.

- Report Hispanic/Latino individuals of any race as Hispanic/Latino
- Report race for non-Hispanic/Latino individuals only

	Men		Women		Total Students
	Number of Students	Total Awards	Number of Students	Total Awards	
<u>Nonresident alien</u>	<input type="text" value="0"/>	0	<input type="text" value="0"/>	0	0
<u>Hispanic/Latino</u>	<input type="text" value="0"/>	0	<input type="text" value="0"/>	0	0
<u>American Indian or Alaska Native</u>	<input type="text" value="1"/>	1	<input type="text" value="0"/>	0	1
<u>Asian</u>	<input type="text" value="1"/>	5	<input type="text" value="2"/>	2	3
<u>Black or African American</u>	<input type="text" value="2"/>	2	<input type="text" value="6"/>	7	8
<u>Native Hawaiian or Other Pacific Islander</u>	<input type="text" value="0"/>	0	<input type="text" value="0"/>	0	0
<u>White</u>	<input type="text" value="227"/>	293	<input type="text" value="377"/>	462	604
<u>Two or more races</u>	<input type="text" value="10"/>	10	<input type="text" value="5"/>	5	15
<u>Race and ethnicity unknown</u>	<input type="text" value="6"/>	7	<input type="text" value="1"/>	1	7
TOTAL	247	318	391	477	638
PY TOTAL	249		424		673

Completers by Level

Institutions must report the following information. This screen will be shown for each of the following award categories for which completions have been reported:

- Less than 1-year certificates
- At least 1 but less than 4-year certificates
- Associate's degrees
- Bachelor's degrees
- Master's degrees
- Doctor's degrees
- Postbaccalaureate and post-master's certificates

At least 1 but less than 4-year certificates

Number of students by gender, by race and ethnicity, and by age earning this award between July 1, 2015 and June 30, 2016. Each student should be counted once per award level. For example, if a student earned a master's degree and a doctor's degree, he/she should be counted once in master's and once in doctor's. A student earning two master's degrees should be counted only once.


- Report Hispanic/Latino individuals of any race as Hispanic/Latino
- Report race for non-Hispanic/Latino individuals only


	Number of Students	Total Awards
By Gender		
Men	<input type="text" value="70"/>	93
Women	<input type="text" value="70"/>	77
TOTAL	140	170
PY TOTAL	103	

By Race/Ethnicity

<u>Nonresident alien</u>	<input type="text" value="0"/>	0
<u>Hispanic/Latino</u>	<input type="text" value="0"/>	0
<u>American Indian or Alaska Native</u>	<input type="text" value="0"/>	0
<u>Asian</u>	<input type="text" value="1"/>	2
<u>Black or African American</u>	<input type="text" value="1"/>	1
<u>Native Hawaiian or Other Pacific Islander</u>	<input type="text" value="0"/>	0

<u>White</u>	<input type="text" value="136"/>	164
Two or more races	<input type="text" value="1"/>	1
<u>Race and ethnicity unknown</u>	<input type="text" value="1"/>	2
TOTAL	140	170



 **By Age**

Under 18	<input type="text" value="0"/>	
18-24	<input type="text" value="69"/>	
25-39	<input type="text" value="43"/>	
40 and Above	<input type="text" value="28"/>	
Age Unknown	<input type="text" value="0"/>	
TOTAL	140	170

Completers by Level

Institutions must report the following information. This screen will be shown for each of the following award categories for which completions have been reported:

- Less than 1-year certificates
- At least 1 but less than 4-year certificates
- Associate's degrees
- Bachelor's degrees
- Master's degrees
- Doctor's degrees
- Postbaccalaureate and post-master's certificates

Associate's degrees

Number of students by gender, by race and ethnicity, and by age earning this award between July 1, 2015 and June 30, 2016. Each student should be counted once per award level. For example, if a student earned a master's degree and a doctor's degree, he/she should be counted once in master's and once in doctor's. A student earning two master's degrees should be counted only once.

- Report Hispanic/Latino individuals of any race as Hispanic/Latino
- Report race for non-Hispanic/Latino individuals only


	Number of Students	Total Awards
By Gender		
Men	<input type="text" value="143"/>	150
Women	<input type="text" value="223"/>	230
TOTAL	366	380
PY TOTAL	414	

By Race/Ethnicity

<u>Nonresident alien</u>	<input type="text" value="0"/>	0
<u>Hispanic/Latino</u>	<input type="text" value="0"/>	0
<u>American Indian or Alaska Native</u>	<input type="text" value="1"/>	1
<u>Asian</u>	<input type="text" value="3"/>	4
<u>Black or African American</u>	<input type="text" value="4"/>	4
<u>Native Hawaiian or Other Pacific Islander</u>	<input type="text" value="0"/>	0

<u>White</u>	<input type="text" value="344"/>	357
Two or more races	<input type="text" value="8"/>	8
<u>Race and ethnicity unknown</u>	<input type="text" value="6"/>	6
TOTAL	366	380



 **By Age**

Under 18	<input type="text" value="0"/>	
18-24	<input type="text" value="168"/>	
25-39	<input type="text" value="134"/>	
40 and Above	<input type="text" value="64"/>	
Age Unknown	<input type="text" value="0"/>	
TOTAL	366	380

Completers by Level

Institutions must report the following information. This screen will be shown for each of the following award categories for which completions have been reported:

- Less than 1-year certificates
- At least 1 but less than 4-year certificates
- Associate's degrees
- Bachelor's degrees
- Master's degrees
- Doctor's degrees
- Postbaccalaureate and post-master's certificates

Bachelor's degrees

Number of students by gender, by race and ethnicity, and by age earning this award between July 1, 2015 and June 30, 2016. Each student should be counted once per award level. For example, if a student earned a master's degree and a doctor's degree, he/she should be counted once in master's and once in doctor's. A student earning two master's degrees should be counted only once.


- Report Hispanic/Latino individuals of any race as Hispanic/Latino
- Report race for non-Hispanic/Latino individuals only


	Number of Students	Total Awards
By Gender		
Men	<input type="text" value="74"/>	75
Women	<input type="text" value="164"/>	170
TOTAL	238	245
PY TOTAL	261	

By Race/Ethnicity

<u>Nonresident alien</u>	<input type="text" value="0"/>	0
<u>Hispanic/Latino</u>	<input type="text" value="0"/>	0
<u>American Indian or Alaska Native</u>	<input type="text" value="0"/>	0
<u>Asian</u>	<input type="text" value="1"/>	1
<u>Black or African American</u>	<input type="text" value="4"/>	4
<u>Native Hawaiian or Other Pacific Islander</u>	<input type="text" value="0"/>	0

<u>White</u>	<input type="text" value="227"/>	234
Two or more races	<input type="text" value="6"/>	6
<u>Race and ethnicity unknown</u>	<input type="text" value="0"/>	0
TOTAL	238	245



 **By Age**

Under 18	<input type="text" value="0"/>	
18-24	<input type="text" value="93"/>	
25-39	<input type="text" value="108"/>	
40 and Above	<input type="text" value="37"/>	
Age Unknown	<input type="text" value="0"/>	
TOTAL	238	245

Summary

IPEDS collects important information regarding your institution. All data reported in IPEDS survey components become available in the IPEDS Data Center and appear as aggregated data in various Department of Education reports. Additionally, some of the reported data appears specifically for your institution through the College Navigator website and is included in your institution's Data Feedback Report (DFR). The purpose of this summary is to provide you an opportunity to view some of the data that, when accepted through the IPEDS quality control process, will appear on the College Navigator website and/or your DFR. College Navigator is updated approximately three months after the data collection period closes and Data Feedback Reports will be available through the [Data Center](#) and sent to your institution's CEO in November 2016.

Please review your data for accuracy. If you have questions about the data displayed below after reviewing the data reported on the survey screens, please contact the IPEDS Help Desk at: 1-877-225-2568 or ipedshelp@rti.org.

Summary of Completions Data

Award Level	Number of Completions	
	1 st major	2 nd major
<u>Postsecondary award, certificate, or diploma (at least 1 but less than 2 academic years)</u>	170	0
<u>Associate's degree</u>	380	0
<u>Bachelors degree or equivalent</u>	245	0
Total number of degrees and certificates	795	

Summary of Completers Data

	Number of Students		
	Men	Women	Total
All Completers	247	391	638

Completions

West Virginia University at Parkersburg (237686)

Source	Description	Severity	Resolved	Options
Global Edits				
Perform Edits	Current year completions (39) are outside the expected range when compared to completions reported in the prior year (23) for: Men, 2-digit field (15), award level (2). Please correct your data or explain. (Error #10503)	Explanation	Yes	
Reason:	We had a more completions in that field			
Perform Edits	Current year completions (25) are outside the expected range when compared to completions reported in the prior year (3) for: Women, 2-digit field (52), award level (2). Please correct your data or explain. (Error #10505)	Explanation	Yes	
Reason:	We had more completions in that field			