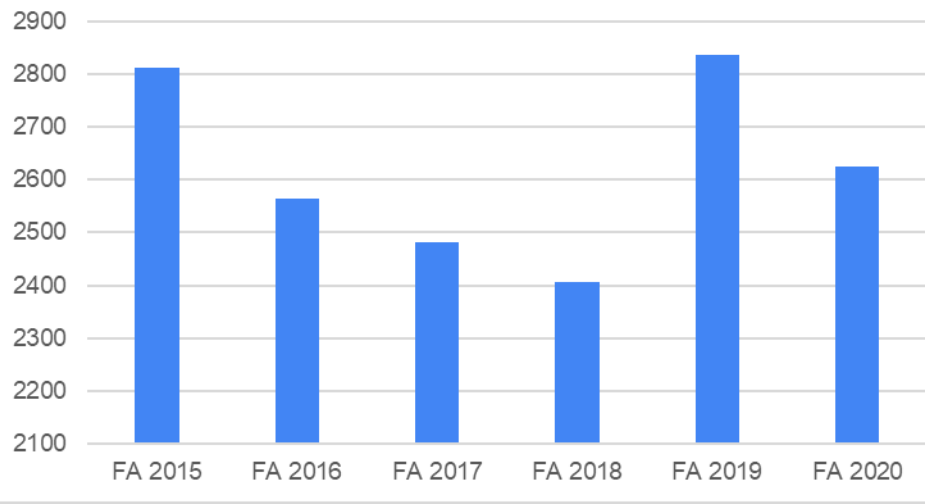
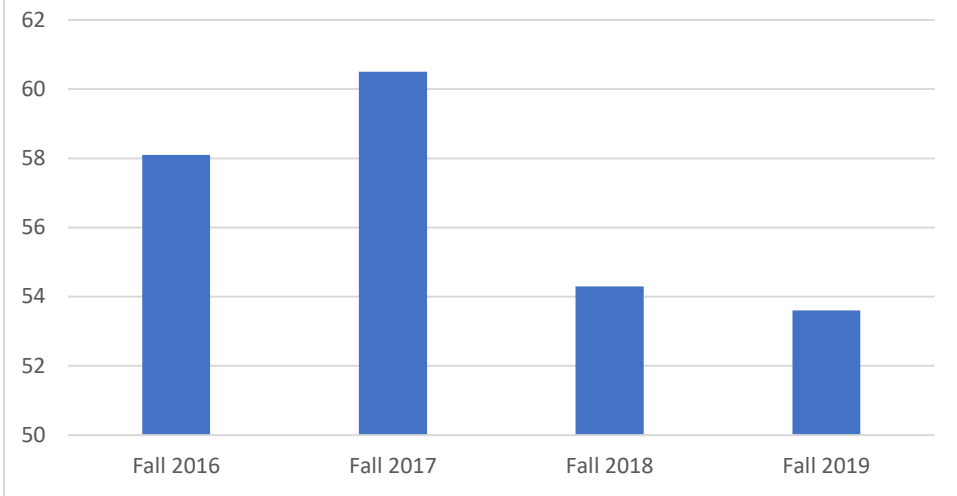


WVU Parkersburg Enrollment 2015-2020



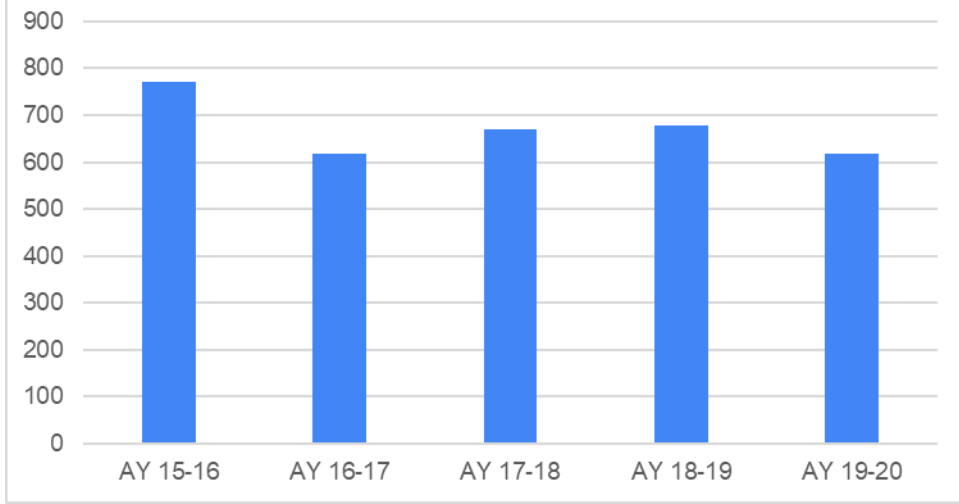
Degree	Program	FA 2015	FA 2016	FA 2017	FA 2018	FA 2019	FA 2020
AA	General Education	381	367	275	243	228	197
AAS	Advanced Manufacturing Technology	0	0	0	14	17	14
AAS	Board of Governors	74	64	45	32	34	23
AAS	Business Administration	271	256	261	134	129	161
AAS	Business Technology	39	40	33	18	18	5
AAS	Child Development	50	49	55	39	44	74
AAS	Computer Information Technology	76	70	67	41	50	59
AAS	Computer Science	37	44	40	33	35	33
AAS	Criminal Justice	108	107	95	80	72	55
AAS	Digital Communication	0	0	0	13	7	15
AAS	Drafting	26	12	17	13	18	19
AAS	Legal Studies	39	35	23	21	17	8
AAS	Multi-Craft Technology	20	24	23	16	13	18
AAS	Nursing	112	132	156	131	134	125
AAS	Occupational Development	3	14	34	29	15	8
AAS	Strategic Communication	0	0	0	13	13	13
AAS	Surgical Technology	15	0	0	15	40	45
AAS	Technical Studies	2	1	0	1	2	6
AAS	Welding Technology	65	70	54	32	31	35
AS	Business Administration	74	66	75	84	59	38
AS	General Education	97	101	292	294	238	219
BA	Elementary Education	73	57	63	59	54	60
BA	Multidisciplinary Studies	9	9	7	7	5	4
BA	Regents Bachelor of Arts	202	196	155	108	112	90
BAS	Business Administration	114	104	98	101	87	101
BAS	Child Development	4	13	17	23	23	28
BAS	Criminal Justice	54	44	38	46	54	53
BAS	Digital Communication	0	0	0	2	2	10
BAS	Legal Studies	6	13	15	13	10	8
BAS	Strategic Communication	0	0	0	7	12	1
BAT	Applied Technology	43	34	37	21	34	28
BS	Business Administration	74	66	75	55	50	36
BSN	Nursing	24	27	38	52	48	70
CAS	Business Administration	3	0	5	4	1	7
CAS	Business Technology	1	1	4	1	0	0
CAS	Chemical and Polymer Operator Technology	10	11	20	17	21	19
CAS	Child Development	7	5	3	4	9	8
CAS	Criminal Justice	16	3	1	1	2	1
CAS	Digital Communication	0	0	0	0	1	0
CAS	Electricity and Instrumentation	9	9	23	12	11	11
CAS	General Education	0	0	0	0	0	0
CAS	Industrial Maintenance	0	0	0	4	1	2
CAS	Legal Studies	4	2	2	1	2	1
CAS	Paraprofessional Studies Prek-12	4	7	7	5	4	2
CAS	Patient Care Technician	4	7	7	3	2	9
CAS	Pharmacy Technician	0	23	17	1	7	1
CAS	Welding Technology	29	18	13	5	5	11

WVU Parkersburg Overall Retention Rates



Degree	Program	15 RetRate	16 RetRate	17 RetRate	18 RetRate	19 RetRate
AA	General Education	26.2%	27.3%	25.3%	26.4%	25.9%
AAS	Advanced Manufacturing Technology	0.0%	0.0%	0.0%	0.0%	100.0%
AAS	Board of Governors	42.6%	59.6%	48.6%	34.1%	36.8%
AAS	Business Administration	55.1%	51.9%	64.4%	60.6%	30.8%
AAS	Business Technology	61.5%	44.8%	48.3%	35.5%	35.7%
AAS	Child Development	38.2%	36.4%	53.8%	51.0%	33.3%
AAS	Computer Information Technology	60.3%	59.7%	56.6%	47.7%	30.6%
AAS	Computer Science	44.4%	65.5%	62.2%	47.4%	29.0%
AAS	Criminal Justice	50.0%	51.2%	41.0%	61.1%	39.7%
AAS	Digital Communication	0.0%	0.0%	0.0%	50.0%	38.5%
AAS	Drafting	0.0%	0.0%	75.0%	50.0%	71.4%
AAS	Legal Studies	55.6%	58.6%	76.9%	66.7%	36.8%
AAS	Multi-Craft Technology	62.5%	100.0%	85.7%	40.9%	50.0%
AAS	Nursing	77.4%	89.0%	87.4%	50.7%	72.0%
AAS	Occupational Development	0.0%	0.0%	53.8%	43.8%	35.0%
AAS	Strategic Communication	0.0%	0.0%	0.0%	0.0%	14.3%
AAS	Surgical Technology	50.0%	62.5%	0.0%	0.0%	25.9%
AAS	Technical Studies	0.0%	50.0%	0.0%	0.0%	0.0%
AAS	Welding Technology	52.8%	61.9%	53.7%	32.0%	40.0%
AS	Business Administration	59.8%	64.5%	52.0%	59.8%	35.7%
AS	General Education	21.2%	23.2%	19.6%	20.2%	19.2%
BA	Elementary Education	88.4%	92.3%	89.5%	51.6%	81.8%
BA	Multidisciplinary Studies	100.0%	66.7%	100.0%	71.4%	100.0%
BA	Regents Bachelor of Arts	68.8%	61.4%	70.1%	33.1%	50.9%
BAS	Business Administration	70.3%	70.7%	79.6%	46.5%	61.0%
BAS	Child Development	0.0%	0.0%	87.5%	41.2%	55.0%
BAS	Criminal Justice	76.9%	68.8%	62.5%	42.1%	69.0%
BAS	Digital Communication	0.0%	0.0%	0.0%	100.0%	100.0%
BAS	Legal Studies	0.0%	100.0%	80.0%	33.3%	54.5%
BAS	Strategic Communication	0.0%	0.0%	0.0%	50.0%	100.0%
BAT	Applied Technology	58.3%	57.1%	80.0%	42.8%	83.3%
BS	Business Administration	76.5%	70.5%	91.2%	52.1%	67.9%
BSN	Nursing	54.2%	52.3%	56.4%	54.7%	55.3%
CAS	Business Administration	0.0%	0.0%	75.0%	0.0%	0.0%
CAS	Business Technology	0.0%	0.0%	0.0%	33.3%	0.0%
CAS	Chemical and Polymer Operator Technology	0.0%	33.3%	37.5%	20.0%	40.0%
CAS	Child Development	50.0%	60.0%	50.0%	33.3%	25.0%
CAS	Criminal Justice	60.0%	55.6%	50.0%	0.0%	0.0%
CAS	Digital Communication	0.0%	0.0%	0.0%	0.0%	0.0%
CAS	Electricity and Instrumentation	25.0%	33.3%	37.5%	31.8%	18.2%
CAS	General Education	0.0%	0.0%	0.0%	0.0%	0.0%
CAS	Industrial Maintenance	0.0%	0.0%	0.0%	50.0%	0.0%
CAS	Legal Studies	100.0%	33.3%	0.0%	100.0%	0.0%
CAS	Paraprofessional Studies Prek-12	0.0%	0.0%	16.7%	25.0%	25.0%
CAS	Patient Care Technician	0.0%	0.0%	49.5%	40.0%	0.0%
CAS	Pharmacy Technician	18.2%	0.0%	0.0%	0.0%	0.0%
CAS	Welding Technology	61.9%	40.0%	41.7%	8.3%	16.7%

WVU Parkersburg Graduates 2015-2020



Degree	Program	AY 15-16	AY 16-17	AY 17-18	AY 18-19	AY 19-20
AA	General Education	40	23	11	27	12
AAS	Advanced Manufacturing Technology	0	0	0	0	14
AAS	Board of Governors	86	62	54	48	40
AAS	Business Administration	39	55	54	57	41
AAS	Business Technology	11	8	11	5	2
AAS	Child Development	12	9	11	8	11
AAS	Computer Information Technology	18	17	9	13	13
AAS	Computer Science	2	6	8	6	3
AAS	Criminal Justice	24	20	15	34	28
AAS	Digital Communication	0	0	0	1	5
AAS	Drafting	6	5	3	6	3
AAS	Legal Studies	6	9	6	7	8
AAS	Multi-Craft Technology	11	8	11	7	6
AAS	Nursing	54	34	33	61	52
AAS	Occupational Development	5	3	16	7	11
AAS	Strategic Communication	7	3	4	1	2
AAS	Surgical Technology	0	0	0	0	7
AAS	Technical Studies	2	1	1	1	2
AAS	Welding Technology	21	28	15	9	8
AS	Business Administration	17	22	25	26	20
AS	General Education	9	7	11	9	10
BA	Elementary Education	46	16	28	28	19
BA	Multidisciplinary Studies	3	5	0	2	1
BA	Regents Bachelor of Arts	92	93	70	77	63
BAS	Business Administration	54	45	40	42	21
BAS	Child Development	4	1	7	8	11
BAS	Criminal Justice	22	15	25	13	24
BAS	Digital Communication	0	0	0	0	1
BAS	Legal Studies	2	2	6	8	9
BAS	Strategic Communication	0	0	0	0	1
BAT	Applied Technology	14	10	11	4	16
BS	Business Administration	24	22	23	20	21
BSN	Nursing	54	5	14	8	27
CAS	Business Administration	5	7	53	52	20
CAS	Business Technology	3	0	5	4	4
CAS	Chemical and Polymer Operator Technology	12	11	8	8	7
CAS	Child Development	5	10	19	9	11
CAS	Criminal Justice	15	18	14	20	7
CAS	Digital Communication	0	0	0	1	1
CAS	Electricity and Instrumentation	16	7	19	9	24
CAS	General Education	0	0	0	3	13
CAS	Industrial Maintenance	10	6	12	4	5
CAS	Legal Studies	4	11	3	8	5
CAS	Paraprofessional Studies Prek-12	5	8	4	6	0
CAS	Patient Care Technician	0	0	1	3	0
CAS	Pharmacy Technician	0	0	1	0	0
CAS	Welding Technology	10	7	9	8	8